

# Harnesses, Jackets and Slings

## Harvard/Instech/Covance Infusion Harness™

## NEW Advance Infusion Table



Previous



Next

Table of Contents

Product Index

Search

Home

Contact Us



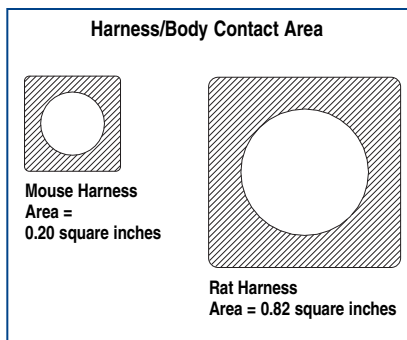
Previous



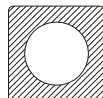
Next



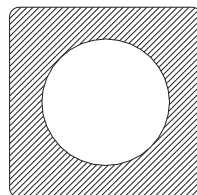
BS4 61-0041  
Harvard/Instech/Covance  
Infusion Harness




Harness/Body Contact Area



Mouse Harness  
Area =  
0.20 square inches



Rat Harness  
Area = 0.82 square inches



- Ideal for studies using dermal patches
- Less animal stress than normal jackets
- Proven effective on hundreds of animals

Covance Laboratories, one of the world's leaders in drug screening, and Harvard/Instech Laboratories have teamed up to bring you a tether that combines the best features of jacket and button tethers. It has been proven effective on hundreds of animals in Covance's drug screening laboratories.

The tether consists of a soft molded elastomer saddle with a vented dome that protects the catheter, adjustable belly bands to secure the saddle to the animal, and standard stainless steel tether to protect cannulae and transmit torque to a swivel. When used without the spring tether, the Harness is also effective in holding down and protecting dermal patches.

### Benefits

#### No Surgery Required

Like standard jacket tethers, the Harvard/Instech/Covance Infusion Harness™ does not need to be surgically attached. However, its unique design offers a range of benefits which, until now, have only been achieved by using a surgically implanted button.

#### Lower Stress Levels

This harness causes less stress to the animal because it is less abrasive than jacket tethers. As a result, mice or rats stay calmer and are less likely to chew at the harness. This also reduces replacement costs.

#### More Normal Body Temperatures

The Harvard/Instech/Covance Harness™ covers less surface area than traditional jackets, thereby reducing elevated body temperatures. Results obtained are therefore more accurate.

#### Promotes More Rapid Healing

Air circulates freely under the dome of the harness promoting rapid healing at the wound site.

#### Harness Grows with the Animal

This Harness is easy to adjust and grows with the animal. Just loosen the belly bands from the top as the animal gets larger. This cuts down the number of harnesses required reducing costs.

#### Longer Life

This Harness is washable and reusable extending its life span. Also, calmer animals tend not to chew at the harness reducing replacement costs and extending its usefulness.

#### Available for Rats and Mice

It is currently available for single or dual channel infusion with rats and for single channel infusion of mice. Each Harness is supplied complete with spring tether, saddle, and belly bands.

- Easy to customize to size of animal
- Optional angled display
- Washable cage

The Advance Infusion Table is the latest design in tail infusions for rats. This unique setup allows for tail infusions lasting up to three hours. The table has four folding legs that allow for an optional angled display and compact storage. Positioning of the animal can be customized using the silicone tubing and perforated table top.

### Specifications

Dimensions	40 x 40 cm (15.7 x 15.7 in)
Height (legs open)	16.5 cm (6.5 in)

<b>Catalog No.</b>	<b>\$</b>	<b>Product</b>
BS4 72-6070		Advance Infusion Table

Infusion Harness			
Infusion	Rats	Rats	Mice
Single Channel	•		•
Dual Channel		•	
Specifications			
Clear Lumen	0.090 in	0.105 in	0.062 in
Body Surface Contact Area	0.82 sq in	0.82 sq in	0.20 sq in
Saddle Size	1.125 sq in	1.125 sq in	0.563 sq in
Spring	12 in	12 in	12 in
Belly Band Length	Adjustable up to 22.9 cm (9 in)	Adjustable up to 22.9 cm (9 in)	Adjustable up to 11.4 cm (4.5 in)
System Weight:			
With Spring	12 g	12 g	3.0 g
Without Spring	5 g	5 g	0.7 g
Catalog No.	BS4 61-0041	BS4 61-0238	BS4 61-0269
\$			